

## Overview

This briefing reviews the data collected from a Perks survey focused on student involvement. The purpose of this survey is to gain an understanding of student life and experience at the University of Alberta and with the UASU outside of academics in order to improve student experience and campus community.

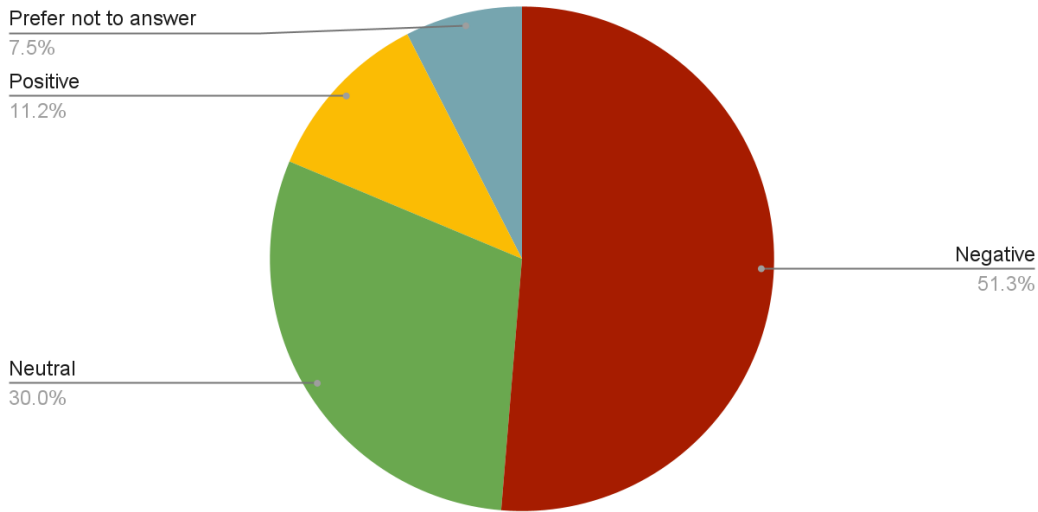
The survey collected responses from students of all years, including a few graduate students, and all faculties resulting in a sample size of 1157.

## Survey results

NOTE: Options for student experience have been shortened in order to save space. The question options and their short hand are as follows.

- "My student experience has been negatively impacted due to events from the past year" is defined by the short hand 'Negative'
- "My student experience has neither been negatively or positively impacted due to events from the past year" is defined by the short hand 'Neutral'
- "My student experience has been positively impacted due to events from the past year" is defined by the short hand 'Positive'
- "Prefer not to answer" has not been changed
- "Haven't had enough of a student experience yet to say" has not been changed

## Reflecting on events in the past year, how has your student experience at the U of A and with the UASU been impacted?

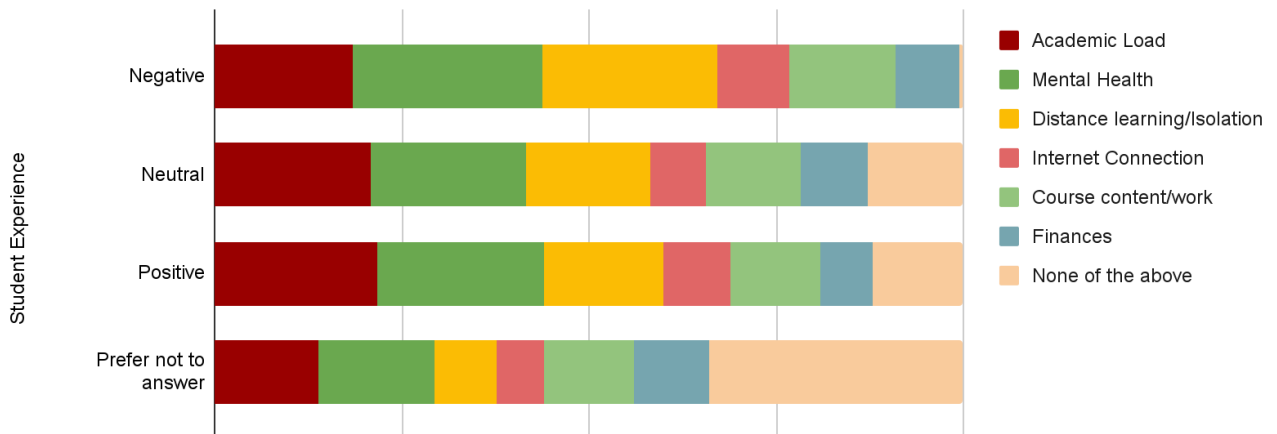


Before diving into student life questions we wanted to get an understanding of how students feel their experience at the U of A and with UASU has been so far. For this graph we excluded those who answered "Haven't had enough of a student experience yet to say" in order to create a clearer picture of the feelings of those who have had considerable experience.

Students reported having mainly negative experiences (51.3%) followed by neutral (30%) and positive experiences (11.2%). This trend was expected due to the COVID-19 Pandemic and its impact on the university and student life over the past three years.

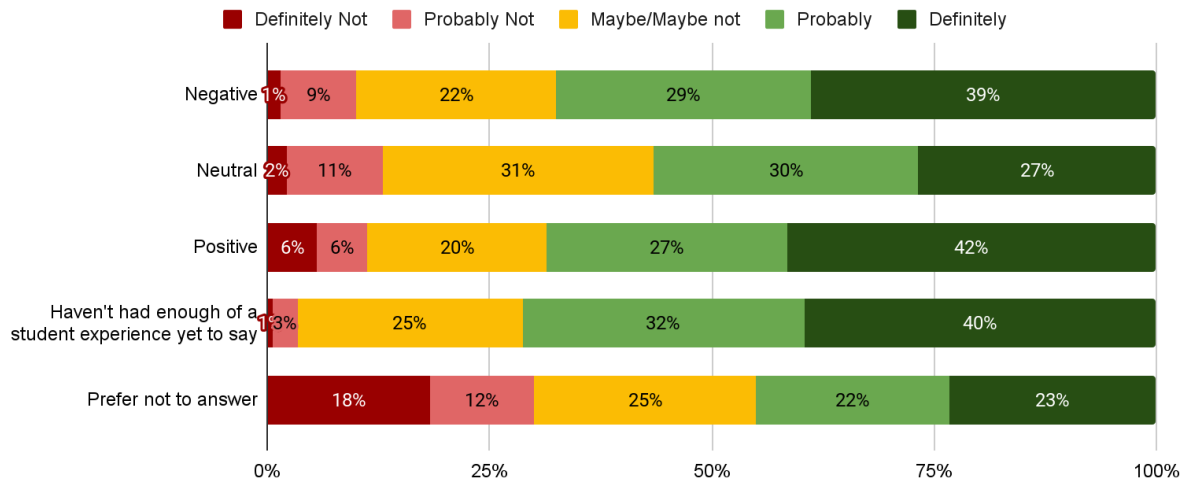
### What has impacted your student experience this way? Select all that apply.

Top Seven



Despite varying student experiences the top student life impactors (In different orders) were academic load, mental health, distance learning/isolation and course content/work. Notable differences between the student experiences and impactors arose with internet connection, finances and none of the above.

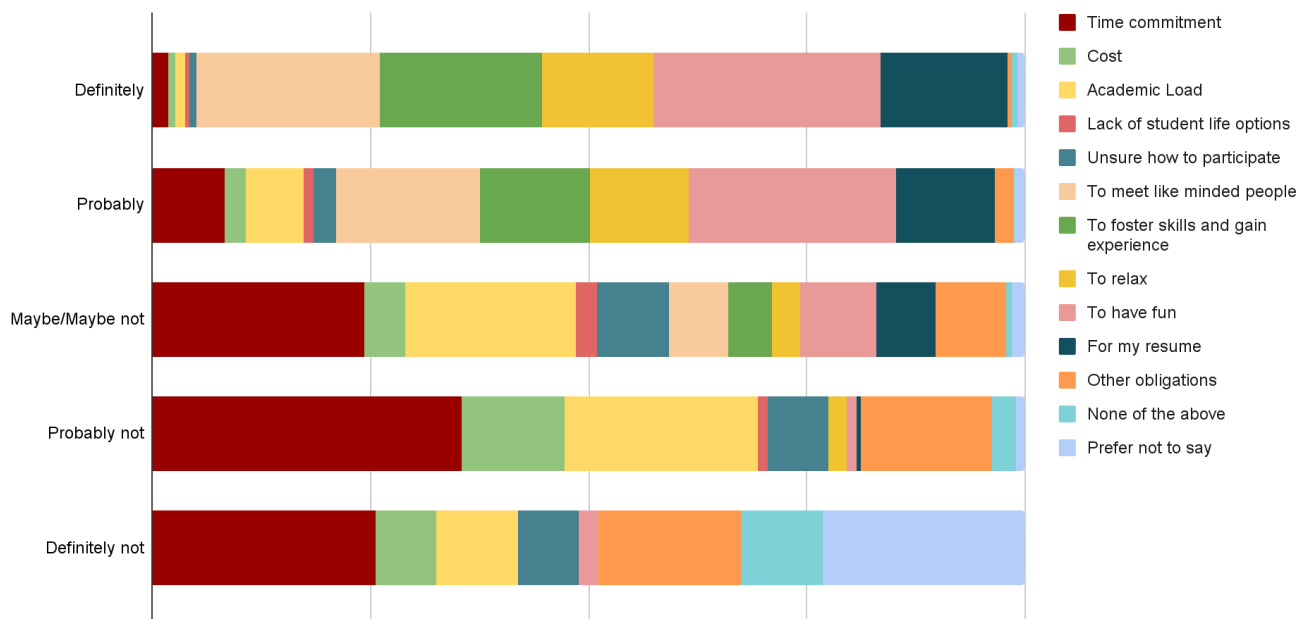
## Do you plan on participating in campus life this year?



The graph above details the relationship between student experience and student desire to participate in campus life.

- I. Students who indicated a positive student experience selected 'definitely not' three times as much as those with neutral and six times as much as those with negative experiences. Students who chose 'prefer not to answer' selected 'definitely not' three times as much as those with positive experiences.
- II. Those with positive experiences selected 'definitely' more than other student experiences with those who indicated 'haven't had enough of a student experience yet to say' in a close second.
- III. 'Maybe/Maybe not', 'probably' and 'probably not' was rather comparable between each student experience save:
  - A. Those with positive experiences selected 'Maybe/Maybe not' less than any other group.
  - B. Those with positive experiences and 'haven't had enough of a student experience yet to say' selected 'probably not' less than any other group.
- IV. Students across the board were more likely to indicate a desire to participate in student life than a lack of desire to participate in student life.

## Why do you/do you not want to participate in campus life this year? Select all that



Students who selected 'definitely' and 'probably' indicated the following as their top student life influences (Order varies):

- I. To meet like minded people
- II. To have fun.
- III. To foster skills and gain experience
- IV. To relax
- V. For my resume

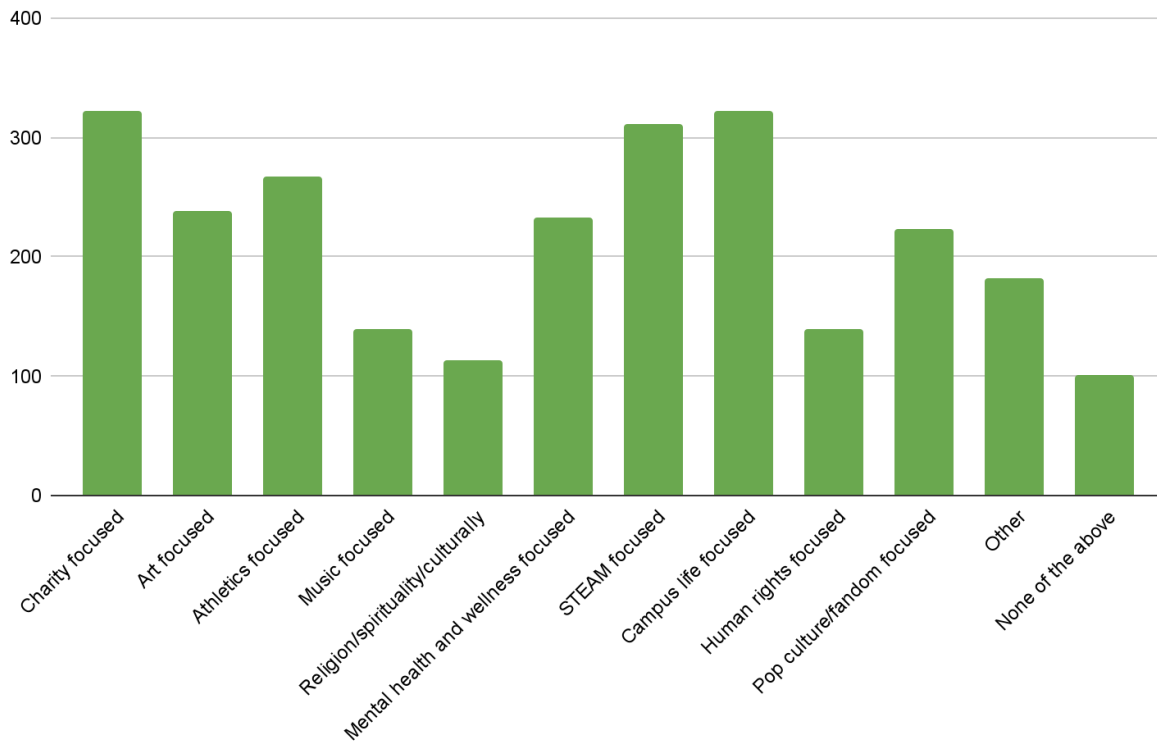
Students who selected 'definitely not' and 'probably not' indicated the following as their top student life influences (Order varies):

- I. Time commitment
- II. Academic load
- III. Other obligations
- IV. Cost
- V. Unsure how to participate

Students who selected 'maybe/maybe not' indicated the following as their top student life influences (In order):

- I. Time commitment
- II. Academic load
- III. To have fun
- IV. Unsure how to participate
- V. Other obligations

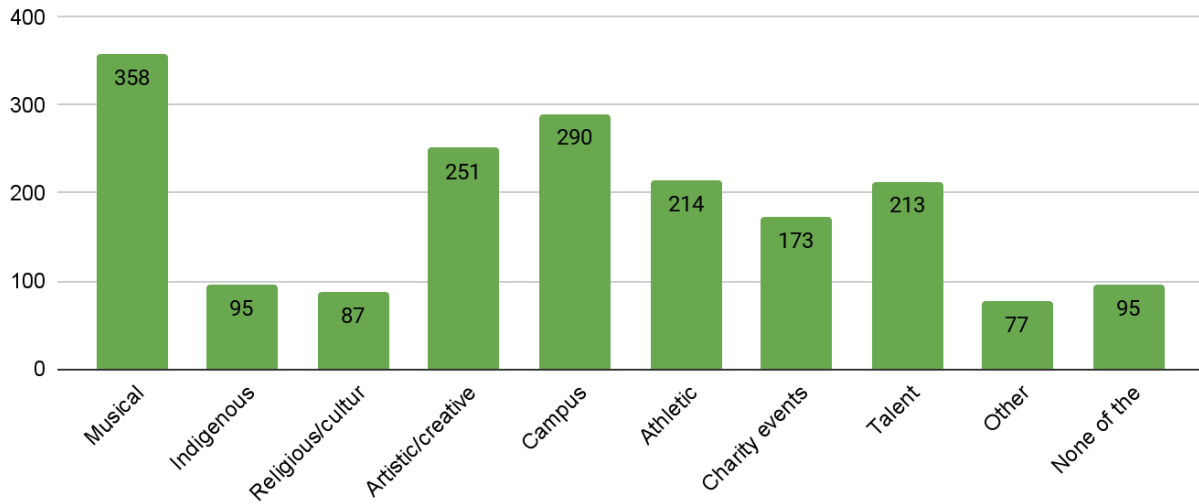
## What kind of events, student clubs/groups and volunteering experiences are you interested in?



The top five clubs/groups students are interested in are:

1. Charity focused/Campus life focused (322/322 - Tie)
2. STEAM focused (312)
3. Athletics focused (268)
4. Art focused (239)
5. Mental health and wellness focused (233)

## What kind of events, gatherings and experiences do you want to see more of/attend this year?



The top five events/gatherings/experiences are:

1. Musical concerts/events (358)
2. Campus community building gathering/events (290)
3. Artistic/creative gatherings/events (251)
4. Athletic gatherings/events (214)
5. Talent shows/events (213)

The bottom four events/gatherings/experiences are:

1. Charity events (173)
2. Indigenous gatherings/events and None of the above (95/95 - Tie)
3. Religious/cultural gatherings/events (87)
4. Other (77)